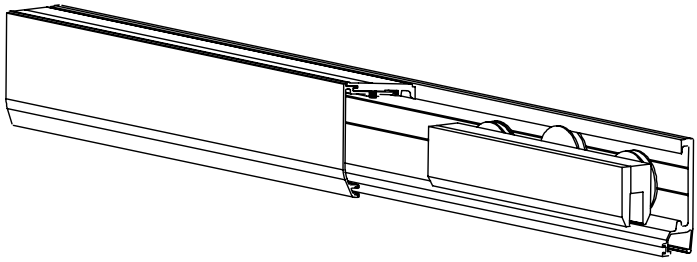

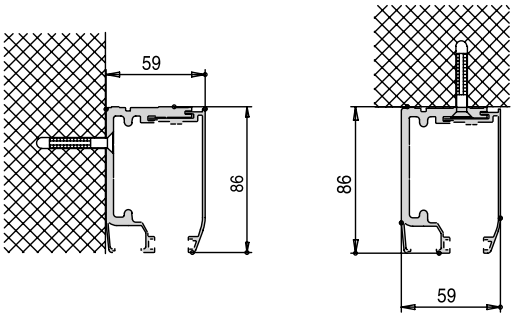

Art. V-2000
Guida di scorrimento " sesamo " disponibile in alluminio anodizzato.

Sesamo laufschienenprofil aus galvanisiertem aluminiun EV1.

"Sesamo" track profile in anodised aluminium.

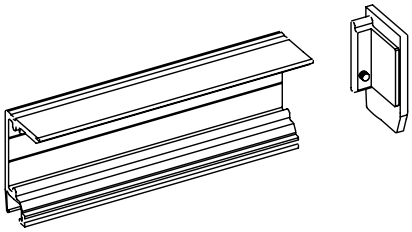

Art. V-2001
Paio tappi finali per guida di scorrimento.

Paar Endkappe links / rechts.

Pair endcaps for track.

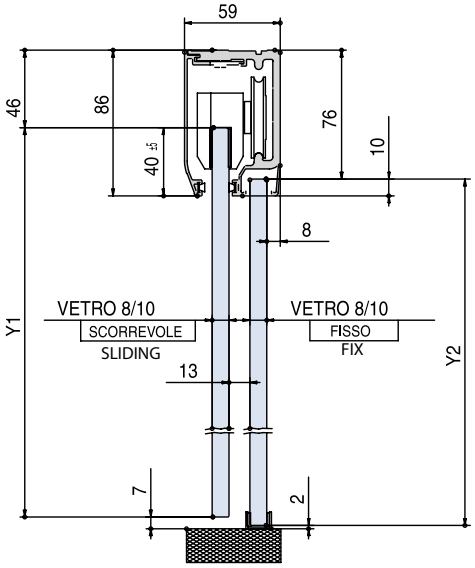

Art.V-2002 Sistema base
Set di accessori per un'anta scorrevole composto da: 2 morsetti e 2 stoppers.

Zübehör Set bestehend aus: 2 Klemm - Laufwagen , 2 Endanschläge.

Accessory set consisting of: 2 clamp carriers and 2 endstops.

8-10

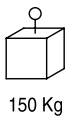

150 Kg

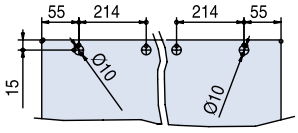

FORI VETRO OPTIONAL
Glasbearbeitung optional
Holes in glass optional

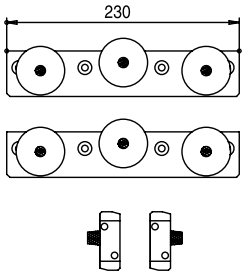

xla50

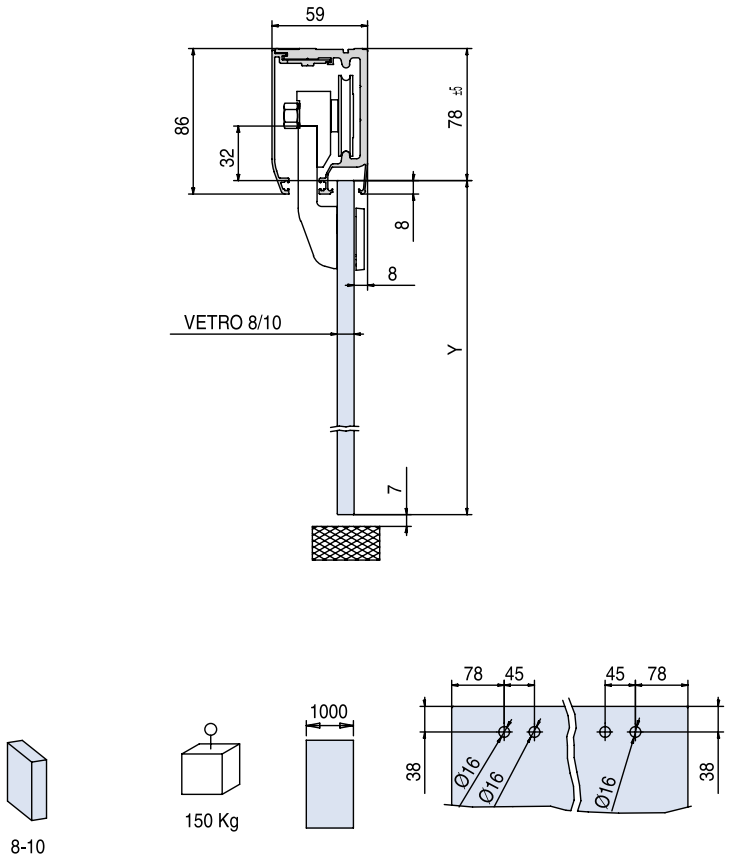

Art. V-2003 Sistema Griff

Set di accessori per un'anta scorrevole composto da: 2 morsetti vers.griff e due stoppers.

Zübehör Set bestehend aus: 2 Klemm Griff - Laufwagen, 2 Endanschläge.

Accessory set consisting of: 2 clamp carriers Griff and 2 endstops.

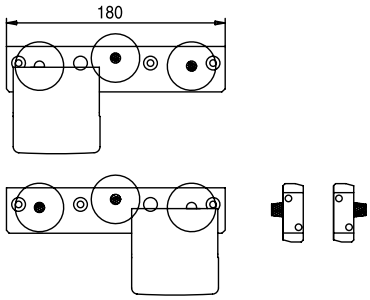

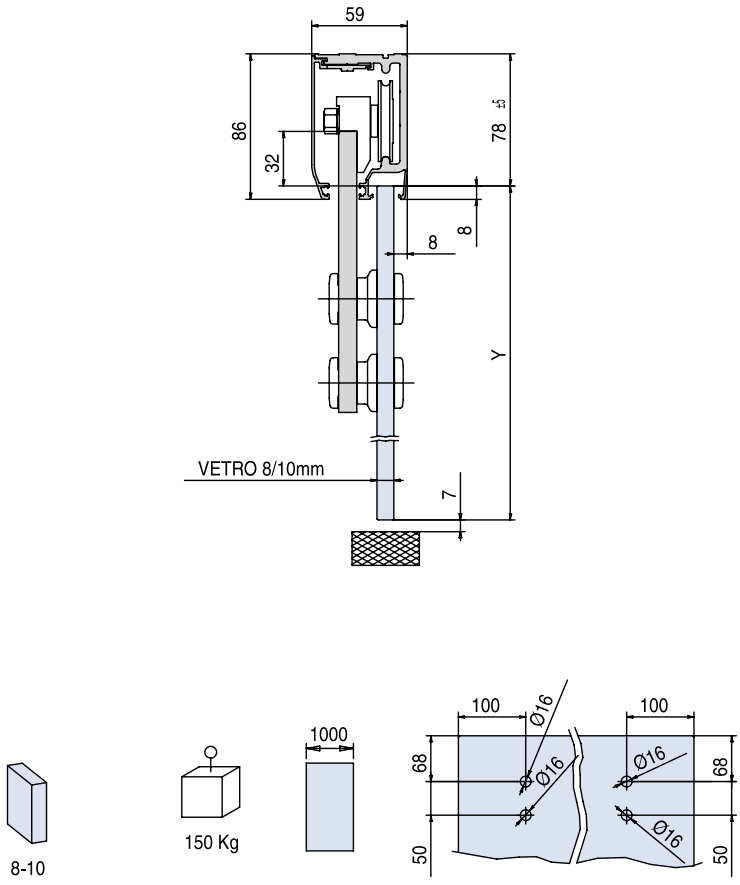

Art.V-2004 Sistema tecnico

Set di accessori per un'anta scorrevole composto da: 2 morsetti vers.tecnica e due stoppers.

Zübehör Set bestehend aus: 2 Klemm Technik- Laufwagen, 2 Endanschläge.

Accessory set consisting of: 2 clamp carriers Tech and 2 endstops.

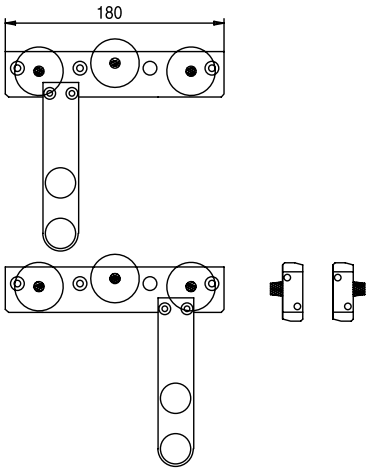

xla51

LS2 Schiebetürsysteme

Art. V-2000

1

Scorrevole ad una anta esterno muro
Verschiebbar mit einem Element auf der Wand
Single sliding door along the wall

2

Scorrevole a due ante mobili esterno muro
Verschiebbar mit zwei Elementen auf der Wand
Double sliding doors along the wall

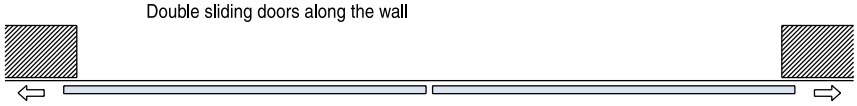

SCORREVOLE SESAMO
VERSIONE GRIFF
SLIDING DOOR SYSTEM
SESAMO GRIFF VERSION

SCORREVOLE SESAMO
VERSIONE TECNICA
SLIDING DOOR SYSTEM
SESAMO TECHNICAL
VERSION

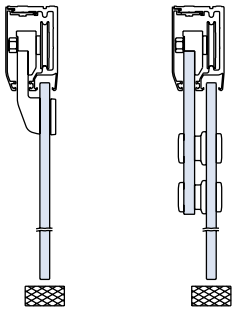

3

Scorrevole a due ante in luce una fissa una mobile
Verschiebbar mit zwei Elementen, ein festes und ein bewegliches in der Wand
Single sliding door with a fixed panel

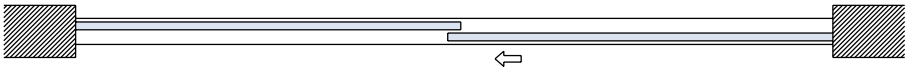

4

Scorrevole a due ante esterno muro una fissa una mobile
Verschiebbar mit zwei Elementen, ein festes und ein bewegliches auf der Wand
Single sliding door with a fixed panel along the wall

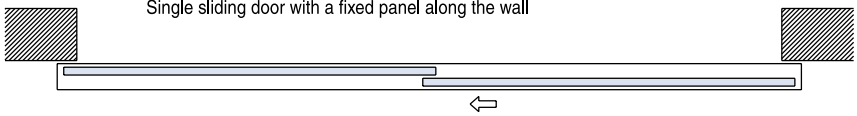

SCORREVOLE SESAMO
SYSTEM SESAMO

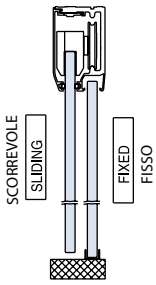

5

Scorrevole a tre ante in luce una mobile e due fisse
Verschiebbar mit drei Elementen, zwei feste und ein bewegliches in der Wand
Single sliding door with 2 side fixed panels

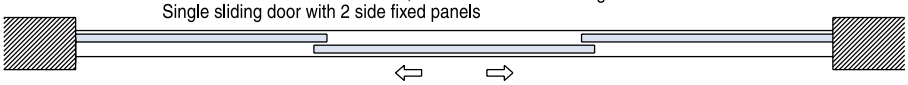

6

Scorrevole a tre ante esterno muro una mobile e due fisse
Verschiebbar mit drei Elementen, zwei feste und ein bewegliches auf der Wand
Single sliding door with 2 side fixed panels along the wall

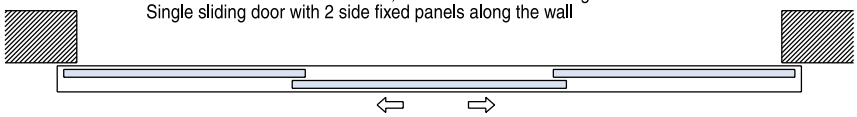

7

Scorrevole a quattro ante in luce due mobili e due fisse
Verschiebbar mit vier Elementen, zwei feste und zwei bewegliche in der Wand
Double sliding doors with 2 side fixed panels

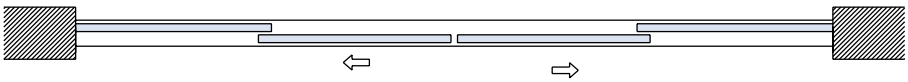

8

Scorrevole a quattro ante esterno muro due mobili e due fisse
Verschiebbar mit vier Elementen, zwei feste und zwei bewegliche auf der Wand
Double sliding doors with 2 side fixed panels along the wall

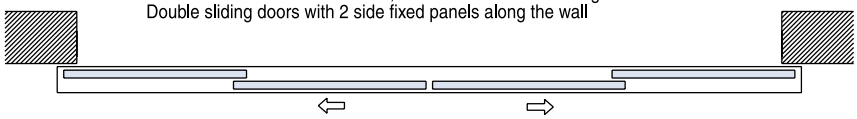

pla130x2b

SISTEMI SCORREVOLI
Sliding door systems - Schiebetürsysteme
"SESAMO" Art. V-2000
CALCOLO VETRI / BERECHNUNG GLAS / CALCULATION GLASS

1

Scorrevole ad una anta esterno muro
Verschiebbar mit einem Element auf der Wand
Single sliding door along the wall

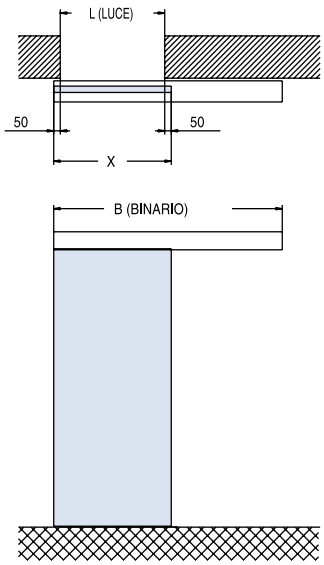

CON BINARIO A FILO LUCE

SCHIENE KANTE WANDÖFFNUNG

TRACK PROFILE LINE WALL

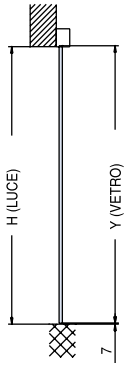

PER VERSIONI "GRIFF" V-2003 E "TECNICO" V-2004

Binario Lunghezza(B) = L(Luce)x2+150
Vetro Larghezza(X) = L(Luce)+100
Vetro Altezza(Y) = H(Luce)

PER VERSIONE "SESAMO" V-2002

Binario Lunghezza(B) = L(Luce)x2+150
Vetro Larghezza(X) = L(Luce)+100
Vetro Altezza(Y) = H(Luce)+33

N•1 Vetro Mobile da

.....(X) * .....(Y)

2

Scorrevole a due ante mobili esterno muro
Verschiebbar mit zwei Elementen auf der Wand
Double sliding doors along the wall

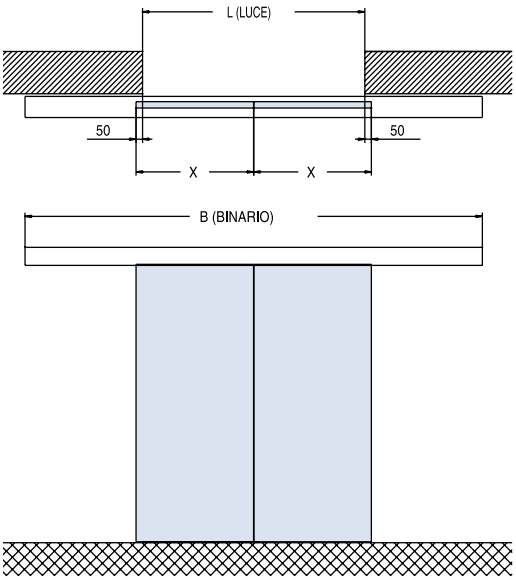

CON BINARIO A FILO LUCE

SCHIENE KANTE WANDÖFFNUNG

TRACK PROFILE LINE WALL

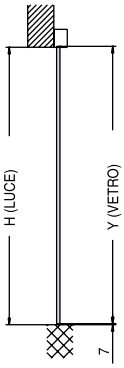

PER VERSIONI "GRIFF" V-2003 E "TECNICO" V-2004

Binario Lunghezza(B) = L(Luce)x2+100
Vetro Larghezza(X) = [L(Luce)+100]/2
Vetro Altezza(Y) = H(Luce)

PER VERSIONE "SESAMO" V-2002

Binario Lunghezza(B) = L(Luce)x2+100
Vetro Larghezza(X) = [L(Luce)+100]/2
Vetro Altezza(Y) = H(Luce)+33

N•2 Vetri Mobili da

.....(X) * .....(Y)

L = Larghezza Luce netta	B = Binario	H = Altezza Luce netta	X = Larghezza Vetro	Y = Altezza vetro
L = Lichte Durchgangsbreite	B = Laufschiene	H = Lichte Durchgangshöhe	X = Glasbreite	Y = Glashöhe
L = Clear opening width	B = Track profile	H = Clear opening height	X = Glass doors width	Y = Glass doors height

NB: Tutte le misure sono da intendersi in mm – ACHTUNG: Alle Maße sind in mm – NOTE: all the sizes herein quoted are in mm

pla169x2

SISTEMI SCORREVOLI
Sliding door systems - Schiebetürsysteme

"SESAMO" Art. V-2000
CALCOLO VETRI / BERECHNUNG GLAS / CALCULATION GLASS

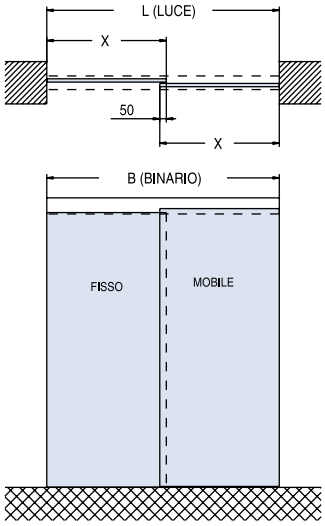

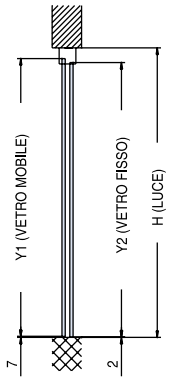

3

Scorrevole a due ante in luce una fissa una mobile
Verschiebbar mit zwei Elementen, ein festes und ein bewegliches in der Wand
Single sliding door with a fixed panel

Binario Lunghezza(B) = L(Luce)
Vetri Larghezza(X) = [L(Luce)+50]/2
Vetro Mobile Altezza(Y1) = H(Luce)-53
Vetro Fisso Altezza(Y2) = H(Luce)-80

N•1 Vetro Mobile da

.....(X) * .....(Y1)

N•1 Vetro Fisso da

.....(X) * .....(Y2)

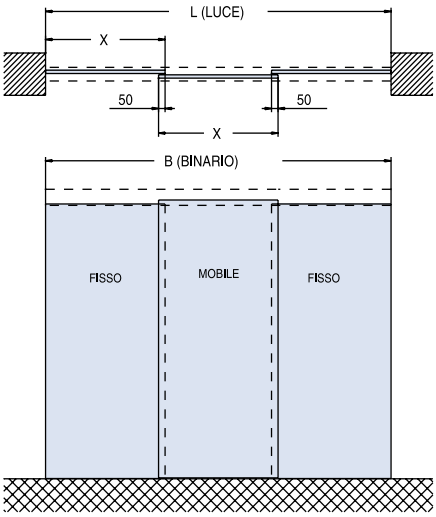

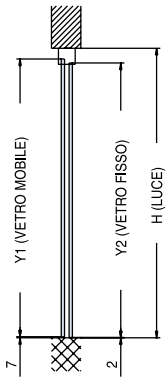

5

Scorrevole a tre ante in luce una mobile e due fisse
Verschiebbar mit drei Elementen, zwei feste und ein bewegliches in der Wand
Single sliding door with 2 side fixed panels

Binario Lunghezza(B) = L(Luce)
Vetri Larghezza(X) = [L(Luce)+100]/3
Vetro Mobile Altezza(Y1) = H(Luce)-53
Vetro Fisso Altezza(Y2) = H(Luce)-80

N•1 Vetro Mobile da

.....(X) * .....(Y1)

N•2 Vetri Fissi da

.....(X) * .....(Y2)

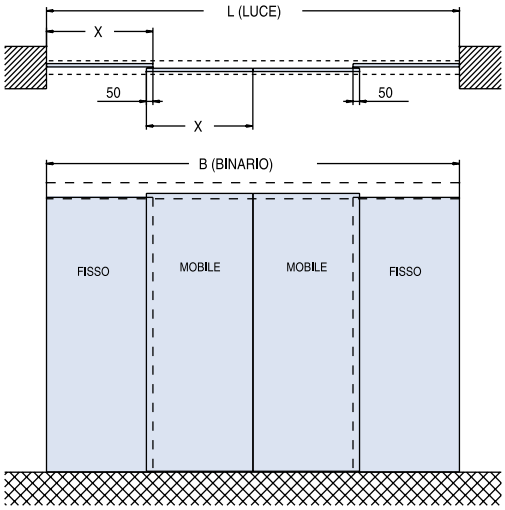

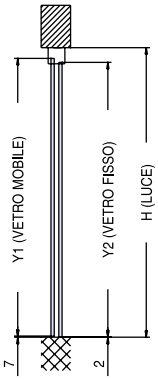

7

Scorrevole a quattro ante in luce due mobili e due fisse
Verschiebbar mit vier Elementen, zwei feste und zwei bewegliche in der Wand
Double sliding doors with 2 side fixed panels

Binario Lunghezza(B) = L(Luce)
Vetri Larghezza(X) = [L(Luce)+100]/4
Vetro Mobile Altezza(Y1) = H(Luce)-53
Vetro Fisso Altezza(Y2) = H(Luce)-80

N•2 Vetri Mobili da

.....(X) * .....(Y1)

N•2 Vetri Fissi da

.....(X) * .....(Y2)

Larghezza luce netta	B = Binario	H = Altezza luce netta	X = Larghezza Vetro	Y1 = Altezza vetro mobile	Y2 = Altezza vetro fisso
Lichte Durchgangsbreite	B = Laufschiene	H = Lichte Durchgangshöhe	X = Glasbreite	Y1 = Schiebeflügel Höhe	Y2 = Seitenteil Höhe
Clear opening width	B = Track profile	H = Clear opening height	X = Glass doors width	Y1 = Sliding glass height	Y2 = Side fixed glass height

NB: Tutte le misure sono da intendersi in mm – ACHTUNG: Alle Maße sind in mm – NOTE: all the sizes herein quoted are in mm

pla169x2

SISTEMI SCORREVOLI
Sliding door systems - Schiebetürsysteme

"SESAMO" Art. V-2000
CALCOLO VETRI / BERECHNUNG GLAS / CALCULATION GLASS

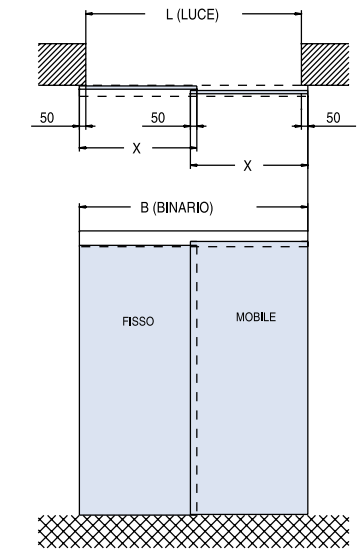

4

CON BINARIO A FILO LUCE

SCHIENE KANTE WANDÖFFNUNG

TRACK PROFILE LINE WALL

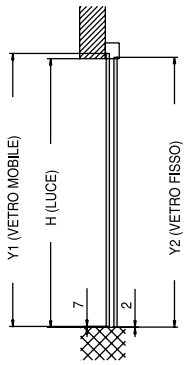

Scorrevole a due ante esterno muro una fissa una mobile
Verschiebbar mit zwei Elementen, ein festes und ein bewegliches auf der Wand
Single sliding door with a fixed panel along the wall

Binario Lunghezza(B) = L(Luce)+100

Vetri Larghezza(X) = [L(Luce)+150]/2

Vetro Mobile Altezza(Y1) = H(Luce)+33

Vetro Fisso Altezza(Y2) = H(Luce)+8

N•1 Vetro Mobile da

.....(X) * .....(Y1)

N•1 Vetro Fisso da

.....(X) * .....(Y2)

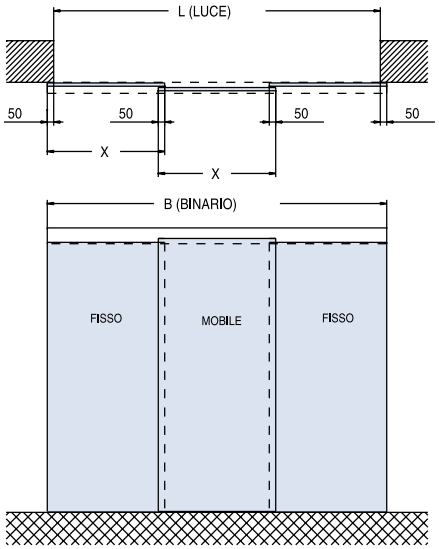

6

CON BINARIO A FILO LUCE

SCHIENE KANTE WANDÖFFNUNG

TRACK PROFILE LINE WALL

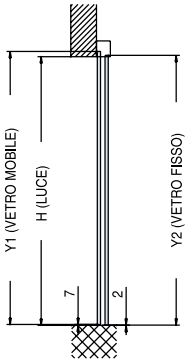

Scorrevole a tre ante esterno muro una mobile e due fisse
Verschiebbar mit drei Elementen, zwei feste und ein bewegliches auf der Wand
Single sliding door with 2 side fixed panels along the wall

Binario Lunghezza(B) = L(Luce)+100

Vetri Larghezza(X) = [L(Luce)+200]/3

Vetro Mobile Altezza(Y1) = H(Luce)+33

Vetro Fisso Altezza(Y2) = H(Luce)+8

N•1 Vetro Mobile da

.....(X) * .....(Y1)

N•2 Vetri Fissi da

.....(X) * .....(Y2)

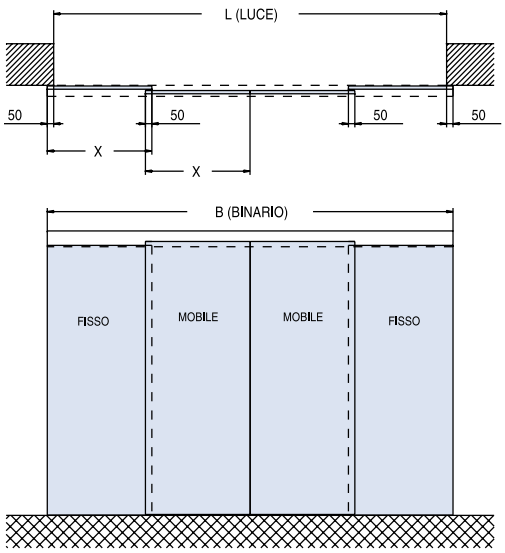

8

CON BINARIO A FILO LUCE

SCHIENE KANTE WANDÖFFNUNG

TRACK PROFILE LINE WALL

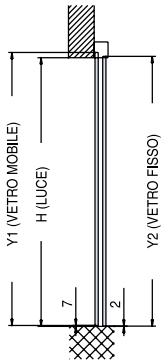

Scorrevole a quattro ante esterno muro due mobili e due fisse
Verschiebbar mit vier Elementen, zwei feste und zwei bewegliche auf der Wand
Double sliding doors with 2 side fixed panels along the wall

Binario Lunghezza(B) = L(Luce)+100

Vetri Larghezza(X) = [L(Luce)+200]/4

Vetro Mobile Altezza(Y1) = H(Luce)+33

Vetro Fisso Altezza(Y2) = H(Luce)+8

N•2 Vetri Mobili da

.....(X) * .....(Y1)

N•2 Vetri Fissi da

.....(X) * .....(Y2)

Larghezza luce netta	B = Binario	H = Altezza luce netta	X = Larghezza Vetro	Y1 = Altezza vetro mobile	Y2 = Altezza vetro fisso
Lichte Durchgangsbreite	B = Laufschiene	H = Lichte Durchgangshöhe	X = Glasbreite	Y1 = Schiebeflügel Höhe	Y2 = Seitenteil Höhe
Clear opening width	B = Track profile	H = Clear opening height	X = Glass doors width	Y1 = Sliding glass height	Y2 = Side fixed glass height

NB: Tutte le misure sono da intendersi in mm – ACHTUNG: Alle Maße sind in mm – NOTE: all the sizes herein quoted are in mm

pla169x2

SISTEMI SCORREVOLI
Sliding door systems - Schiebetürsysteme

"TELESCOPICO" ART. V-4000
COMPONENTI / EINZELTEILE / COMPONENTS

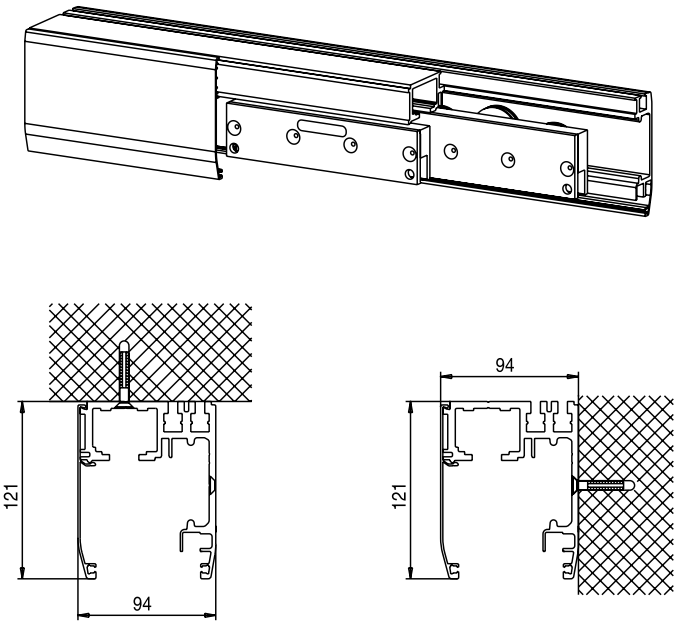

Art.V-4000
Guida di scorrimento telescopica disponibile in alluminio anodizzata compresa di veletta di copertura

Teleskopisches Laufschienenprofil aus Aluminium EV1 mit Verkleidungsprofil

Telescopical track profile available in anodised aluminium with coverprofile

Art.V-4001
Paio tappi finali per guida scorrimento art. V-4000

Paar Endkappe für teleskopisches Laufschienenprofil

Pair Endcaps for telescopical track profile

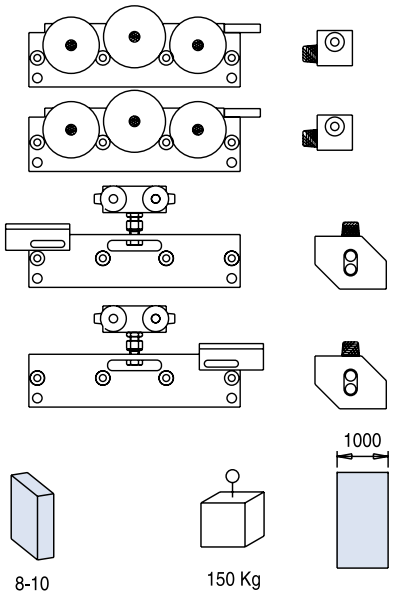

Art.V-4002
Set di accessori per due ante scorrevoli a trascinamento composto da:
4 morsetti
4 stoppers
Guide pavimento

Zubehör komplett für 2 verschiebbare Glaselemente mit selbstschließmechanismus mit:
4 Laufwapen - Klemmschuhe
4 Endanschläge
Bodenführungen

Sliding door set for 2 sliding panels with self closing complete with:
4 clamp - carriers
4 stoppers
Floor guides

Art. V-040

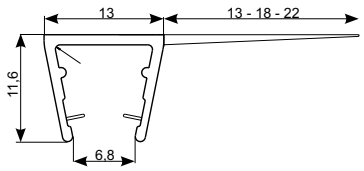

Art. V-041

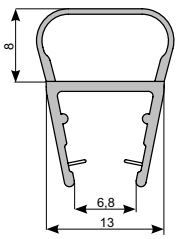

- Guarnizioni.
- *Dichtungen.*
- *Gaskets.*

xla75

LS2 Schiebetürsysteme

"TELESCOPICO" ART. V-4000

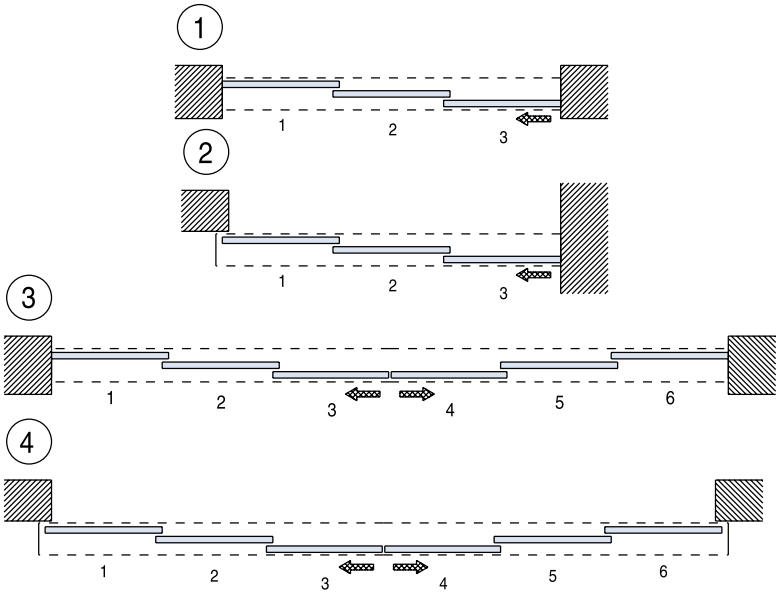

Art. V-4000
Guida di scorrimento
" TELESCOPICA".
2 ante di trascinamento
e una fissa o 4 ante
di trascinamento e 2 fisse.

Schiebetürsystem mit
Laufschiene für 2
verschiebbare Glaselemente
mit
Selbstschließmechanismus
und feststehenden Seitenteil

Telescopical sliding door
system, for 2 sliding doors
with self closing system and
one fixed panel.

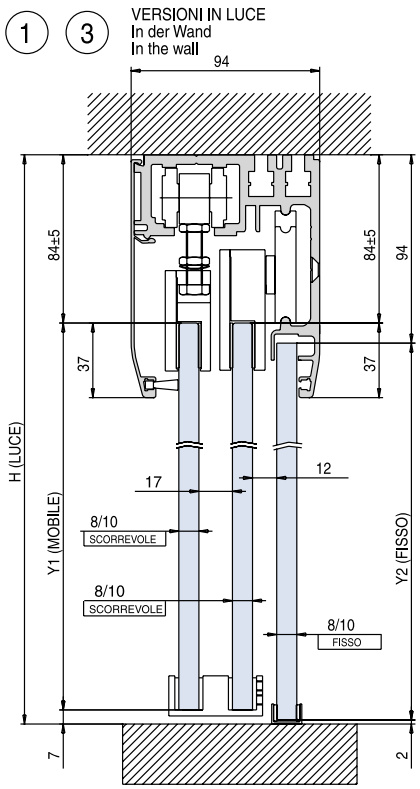

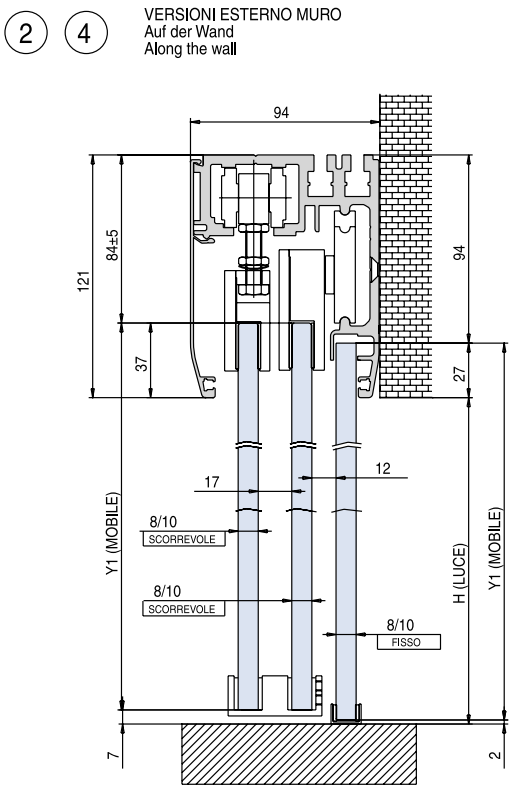

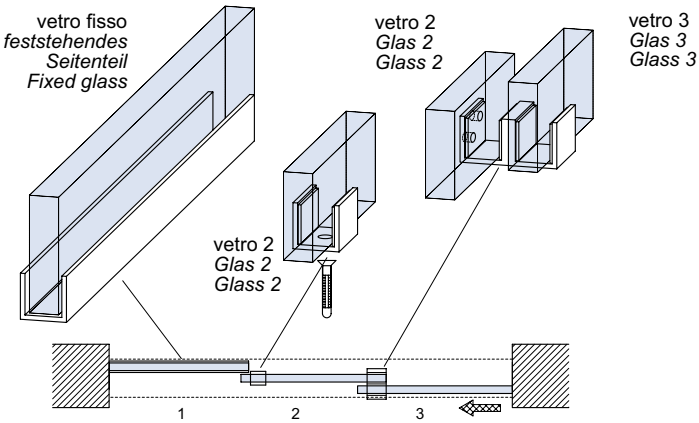

Guide a pavimento
(comprese nel set V-4002)

Bodenführungen
(in Set V-4002 einschließlich)

Floor guides
(in set V-4002 included)

xla97

LS2 Schiebetürsysteme

"TELESCOPICO" ART. V-4000

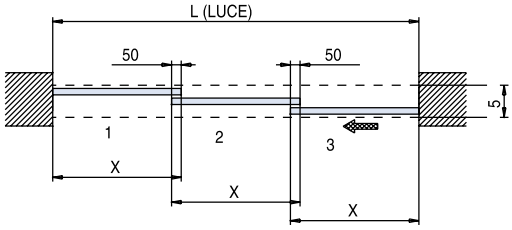

1

Scorrevole a tre ante in luce
una fissa e due mobili

Schiebetüren in der Wand

Sliding doors in the wall

Binario Lunghezza(B) = L(Luce)
Vetri Larghezza(X) = [L(Luce)+50x2]/3
Vetro Mobile Altezza(Y1) = H(Luce)-91
Vetro Fisso Altezza(Y2) = H(Luce)-96

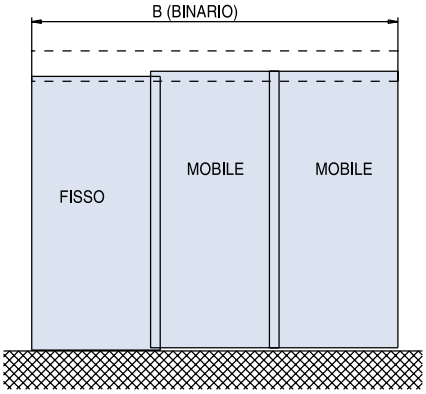

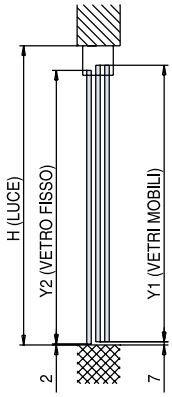

N•2 Vetri Mobili da

.....(X) * .....(Y1)

N•1 Vetro Fisso da

.....(X) * .....(Y2)

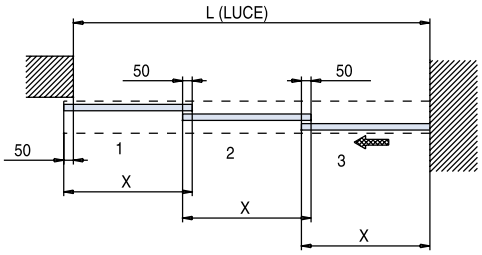

2

Scorrevole a tre ante esterno muro
una fissa e due mobili

Schiebetüren auf der Wand

Sliding doors along the wall

Binario Lunghezza(B) = L(Luce)+50
Vetri Larghezza(X) = [L(Luce)+50x3]/3
Vetro Mobile Altezza(Y1) = H(Luce)+30
Vetro Fisso Altezza(Y2) = H(Luce)+25

CON BINARIO A FILO LUCE

SCHIENE KANTE WANDÖFFNUNG

TRACK PROFILE LINE WALL

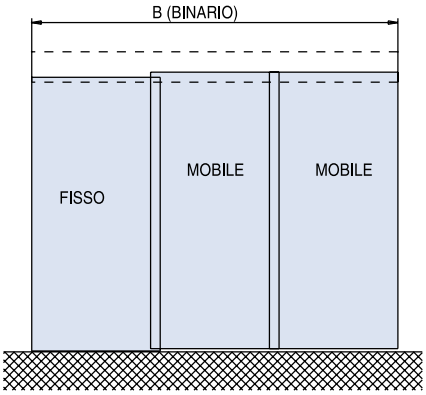

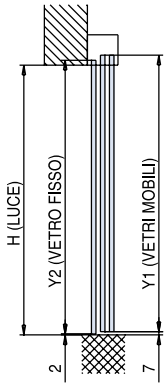

N•2 Vetri Mobili da

.....(X) * .....(Y1)

N•1 Vetro Fisso da

.....(X) * .....(Y2)

L = Larghezza luce netta L = Lichte Durchgangsbreite L = Clear opening width	B = Binario B = Laufschiene B = Track profile	H = Altezza luce netta H = Lichte Durchgangshöhe H = Clear opening height	X = Larghezza Vetro X = Glasbreite X = Glass doors width	Y1 = Altezza vetro mobile Y1 = Schiebeflügel Höhe Y1 = Sliding glass height	Y2 = Altezza vetro fisso Y2 = Seitenteil Höhe Y2 = Side fixed glass height

NB: Tutte le misure sono da intendersi in mm – ACHTUNG: Alle Maße sind in mm – NOTE: all the sizes herein quoted are in mm

xla97b

LS2 Schiebetürsysteme

"TELESCOPICO" ART. V-4000

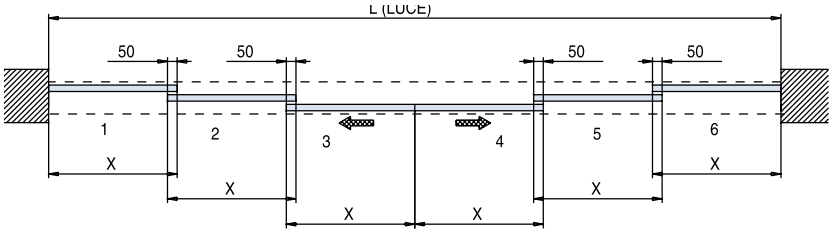

3

Scorrevole a sei ante in luce due fisse e quattro mobili

Schiebetüren in der Wand

Sliding doors in the wall

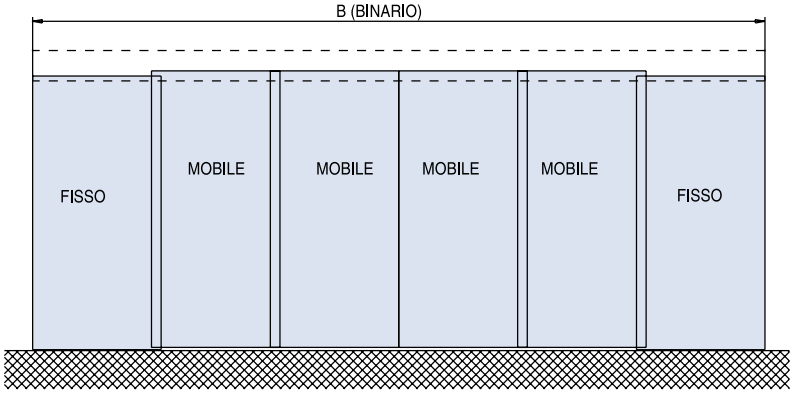

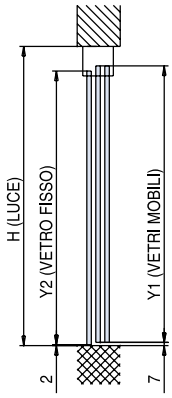

Binario Lunghezza(B) = L(Luce)
Vetri Larghezza(X) = [L(Luce)+50x4]/6
Vetro Mobile Altezza(Y1) = H(Luce)-91
Vetro Fisso Altezza(Y2) = H(Luce)-96

N•4 Vetri Mobili da

.....(X) * .....(Y1)

N•2 Vetri fissi da

.....(X) * .....(Y2)

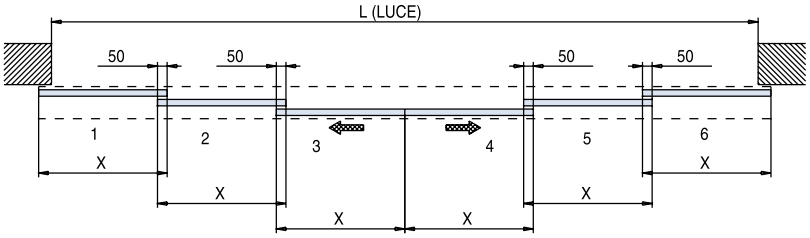

4

Scorrevole a sei ante esterno muro due fisse e quattro mobili

Schiebetüren auf der Wand

Sliding doors along the wall

CON BINARIO A FILO LUCE

SCHIENE KANTE WANDÖFFNUNG

TRACK PROFILE LINE WALL

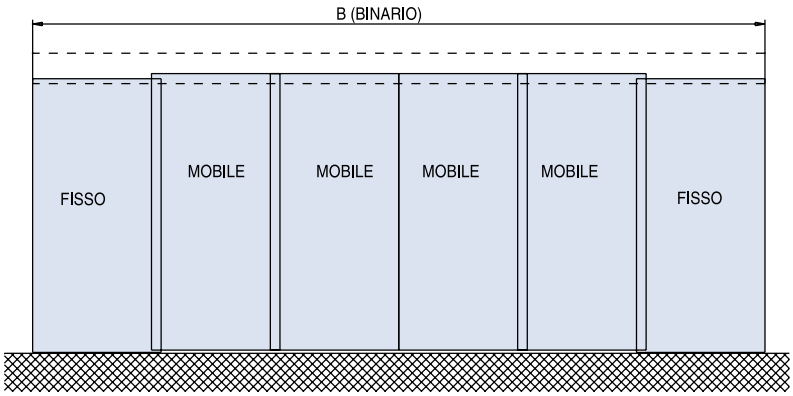

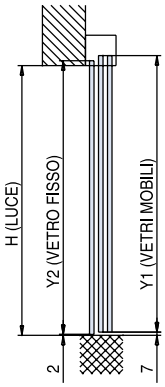

Binario Lunghezza(B) = L(Luce)+100
Vetri Larghezza(X) = [L(Luce)+50x6]/6
Vetro Mobile Altezza(Y1) = H(Luce)+30
Vetro Fisso Altezza(Y2) = H(Luce)+25

N•4 Vetri Mobili da

.....(X) * .....(Y1)

N•2 Vetri fissi da

.....(X) * .....(Y2)

. = Larghezza luce netta	B = Binario	H = Altezza luce netta	X = Larghezza Vetro	Y1 = Altezza vetro mobile	Y2 = Altezza vetro fisso
. = Lichte Durchgangsbreite	B = Laufschiene	H = Lichte Durchgangshöhe	X = Glasbreite	Y1 = Schiebeflügel Höhe	Y2 = Seitenteil Höhe
. = Clear opening width	B = Track profile	H = Clear opening height	X = Glass doors width	Y1 = Sliding glass height	Y2 = Side fixed glass height

NB: Tutte le misure sono da intendersi in mm – ACHTUNG: Alle Maße sind in mm – NOTE: all the sizes herein quoted are in mm

xla97b

LS2 Schiebetürsysteme
ART. V-4100
Telescopico a 3 vie - Teleskopisch 3 läufig - Telescopic 3 ways
COMPONENTI - EINZELTEILE - COMPONENTS

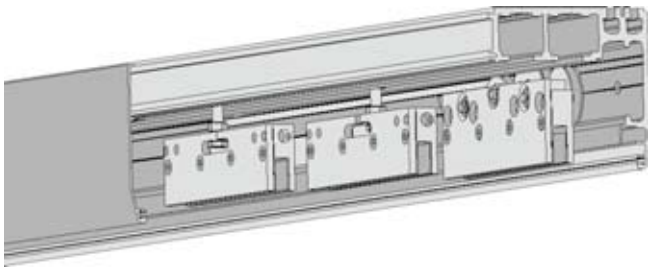

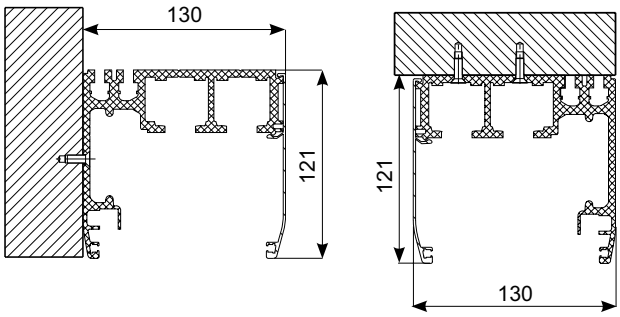

ART. V-4100

Guida di scorrimento telescopica per 4 ante (3 mobili + 1 fissa) disponibile in alluminio anodizzato compresa di veletta di copertura

Teleskopisches Laufschienenprofil für 4 Flügel (3bewegliche Schiebetüren + 1 feststehendes
Seitenteil) aus Aluminium EV1 mit Verkleidungsprofil

Telescopical track profile for 4 doors (3 mobile + 1 fix) available in anodised aluminium with coverprofile

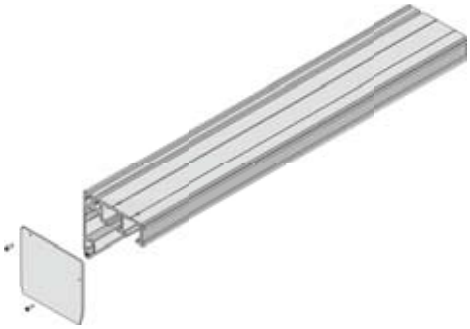

ART. V-4101

Paio tappi finali per guida scorrimento art. V-4100

Paar Endkappe für teleskopisches Laufschienenprofil V-4100

Pair Endcaps for telescopical track profile V-4100

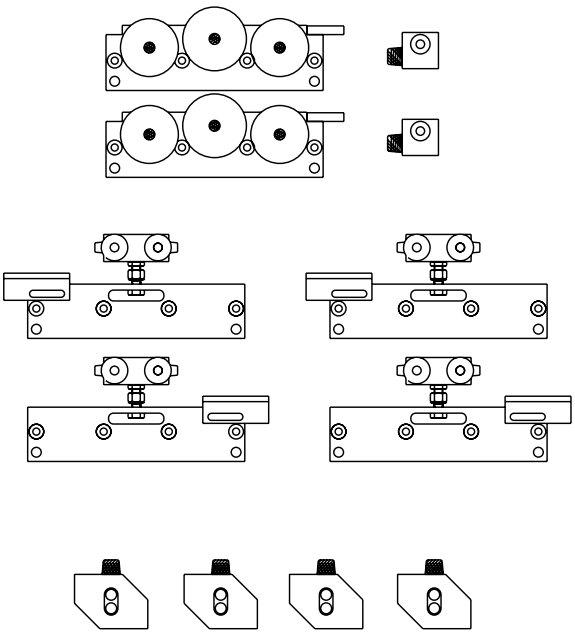

ART. V-4102

Set di accessori per tre ante scorrevoli a trascinamento composto da:
6 morsetti
6 stoppers
guide a pavimento

Zubehör komplett für 3 verschiebbare Schiebetüren mit selbstschließmechanismus mit:
6 Laufwapen - Klemmschuhe
6 Endanschläge
Bodenführungen

Sliding door set for 3 sliding panels with self closing complete with:
6 clamp - carriers
6 stoppers
Floor guides

xla75

LS2 Schiebetürsysteme
ART. V-4100
Telescopico a 3 vie - Teleskopisch 3 läufig - Telescopic 3 ways

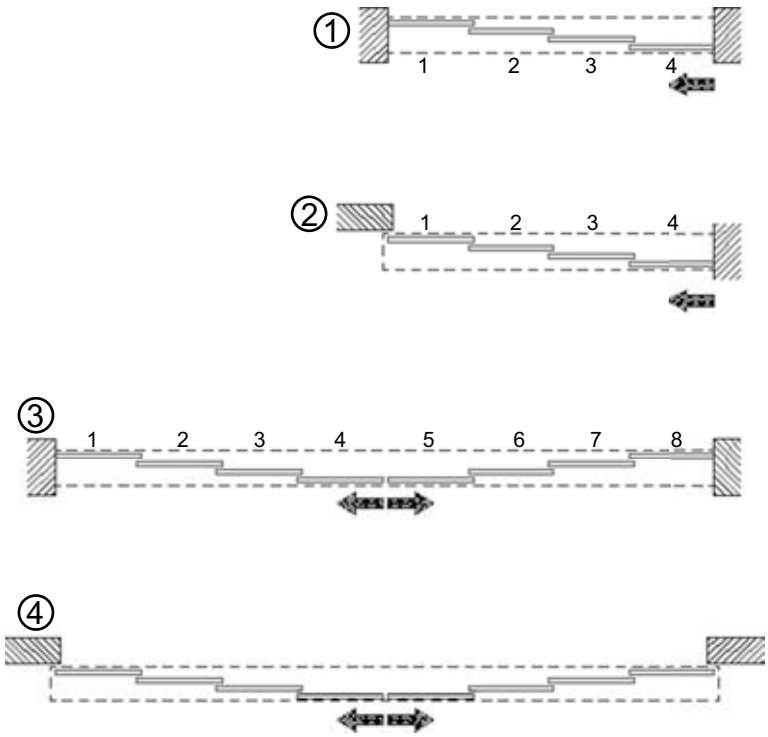

ART. V-4100

Guida di scorrimento TELESCOPICA.
3 ante di trascinamento e una fissa.

Schiebetürsystem mit Laufschiene für 3 verschiebbare Schiebetüren mit Selbstschließmechanismus und einem festen Seitenteil

Telescopical sliding door system, for 3 sliding doors with self closing system and one fixed panel.

VERSIONE IN LUCE
In der Wand
In the wall

① ③

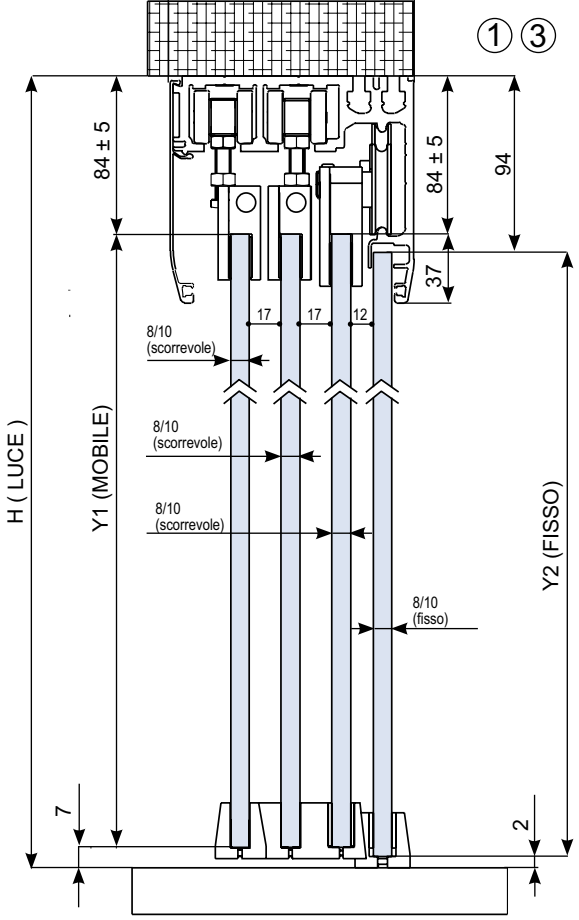

VERSIONE ESTERNO MURO
Auf der Wand
Along the wall

② ④

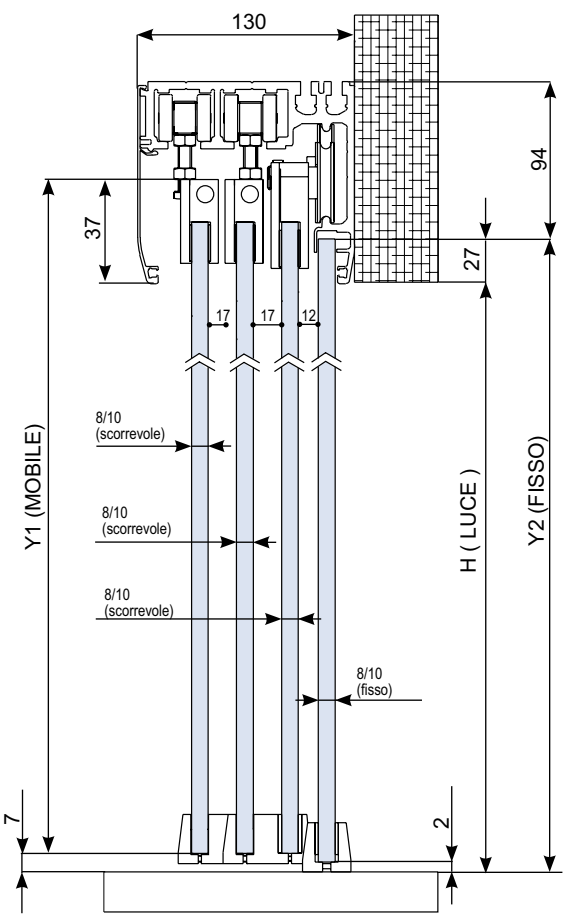

xla97

LS2 Schiebetürsysteme
ART.V-4100
Telescopico a 3 vie - Teleskopisch 3 läufig - Telescopic 3 ways

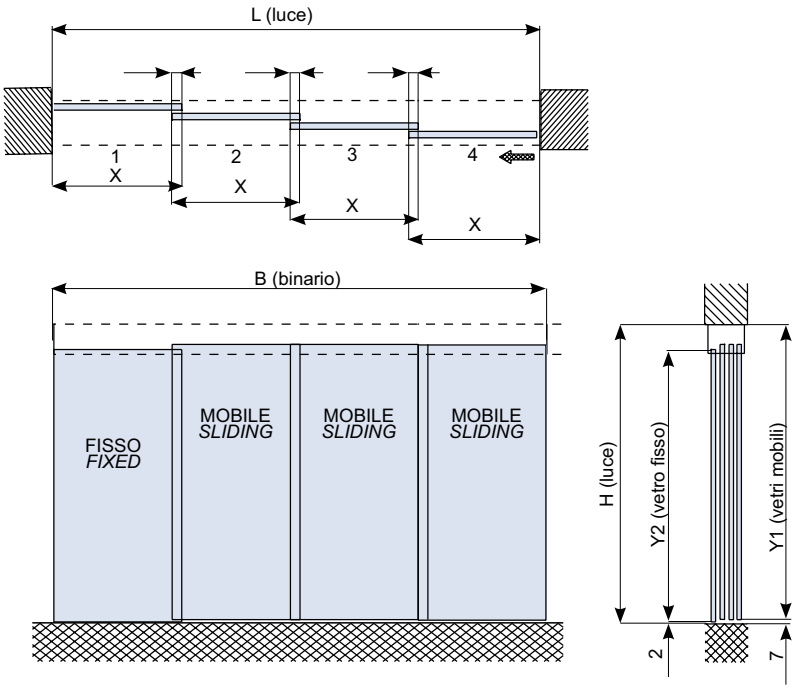

Scorrevole a 4 ante in luce
1 fissa e 3 mobili a trascinento

Schiebetüren in der Wand

Sliding doors in the wall

① ③

Binario lunghezza (B) = L (Luce)
Vetri Larghezza (X) = [L(Luce)+50x3]/4
Vetro Mobile Altezza (Y1) = H (Luce)-91
Vetro Fisso Altezza (Y2) = H (Luce)-96

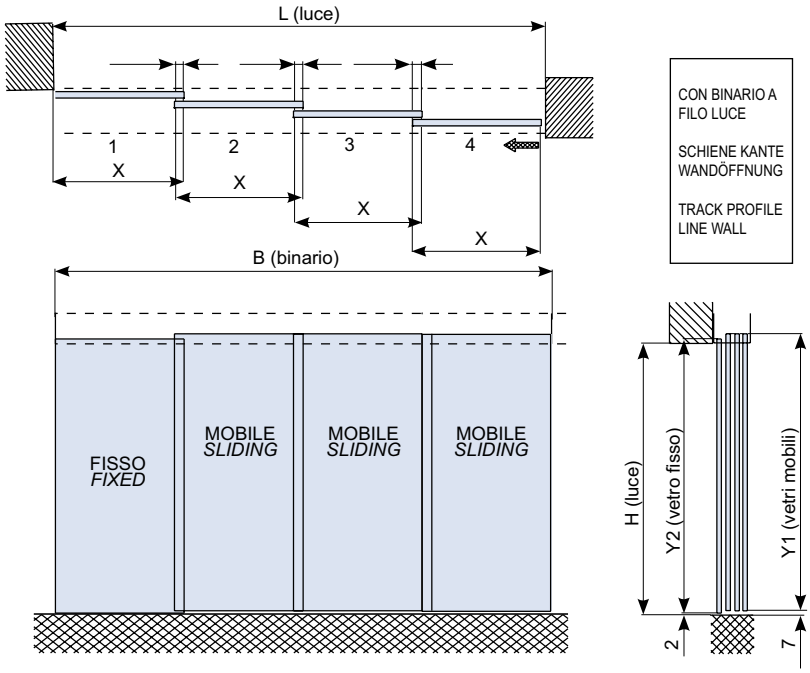

CON BINARIO A FILO LUCE

SCHIENE KANTE WANDÖFFNUNG

TRACK PROFILE LINE WALL

Scorrevole a 4 ante esterno muro
1 fissa e 3 mobili a trascinamento

Schiebetüren auf der Wand

Sliding doors along the wall

② ④

Binario lunghezza (B) = L (Luce)+50
Vetri Larghezza (X) = [L(Luce)+50x4]/4
Vetro Mobile Altezza (Y1) = H (Luce)+30
Vetro Fisso Altezza (Y2) = H (Luce)+25

L =	B =	H =	X =	Y1 =	Y2 =
Larghezza luce netta	Binario	Altezza luce netta	Larghezza vetro	Altezza vetro mobile	Altezza vetro fisso
Lichte Durchgangsbreite	Laufschiene	Lichte Durchgangshöhe	Glasbreite	Schiebeflugel Höhe	Seitenteil Höhe
Clear opening width	Track profile	Clear opening height	Glass doors width	Sliding glass height	Side fixed glass height

NB: Tutte le misure sono da intendersi in mm - ATCHUNG: Alle Maße sind in mm. - NOTE: all the sizes herein quoted are in mm.

xla97b

LS2 Schiebetürsysteme
ART. V-4200
Telescopico a 4 vie - Teleskopisch 4 läufig - Telescopic 4 ways

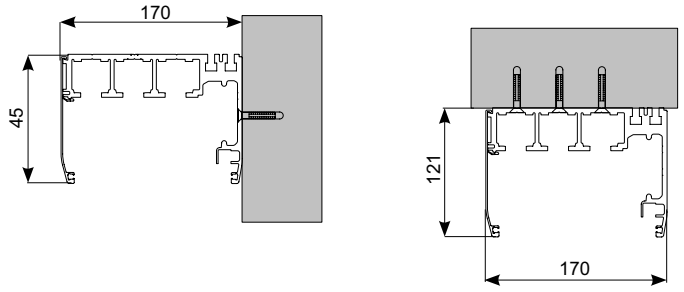

ART. V-4200

Guida di scorrimento telescopica per 5 ante (4 mobili + 1 fissa) disponibile in alluminio anodizzato compresa di veletta di copertura

Teleskopisches Laufschienenprofil für 5 Flügel (4 bewegliche Schiebetüren + 1 feststehendes
Seitenteil) aus Aluminium EV1 mit Verkleidungsprofil

Telescopical track profile for 5 doors (4 mobile + 1 fix) available in anodised aluminium with coverprofile

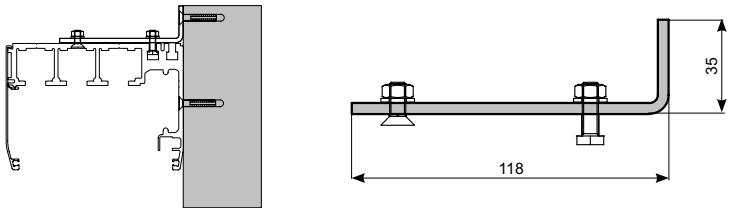

ART. V-4203

Staffa per fissaggio guida telescopica V-4100 e V-4200 a parete.

Verbindungsstange Teleskopisches Profil V-4100 und V-4200 Wand

Bracket for connecting Telescopial track profile V-4100, V-4200 and wall



ART. V-4201

Paio tappi finali per guida scorrimento art. V-4200

Paar Endkappe für teleskopisches Laufschienenprofil V-4200

Pair Endcaps for telescopical track profile V-4200

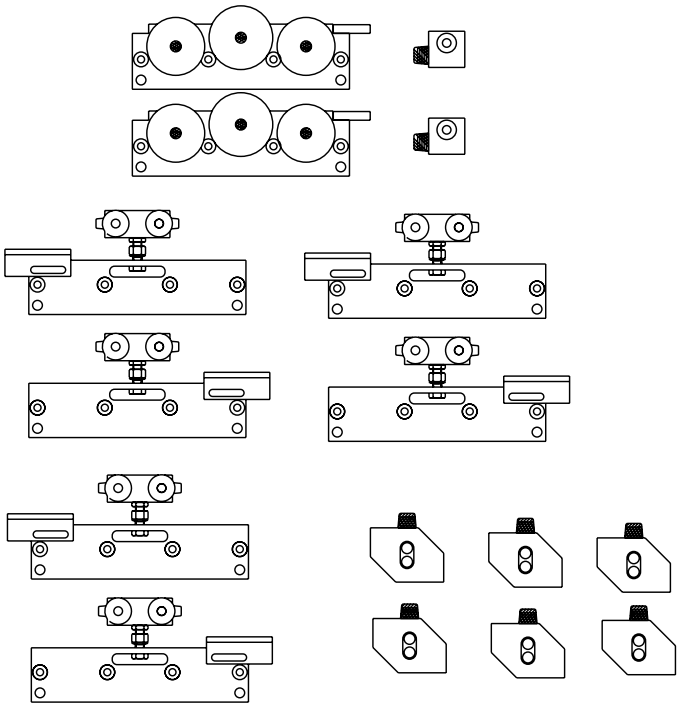

ART. V-4202

Set di accessori per 4 ante scorrevoli a trascinamento composto da:
8 morsetti
8 stoppers
guide a pavimento

Zubehör komplett für 4 verschiebbare Schiebetüren mit selbstschließmechanismus mit:
8 Laufwapen - Klemmschuhe
8 Endanschläge
Bodenführungen

Sliding door set for 4 sliding panels with self closing complete with:
8 clamp - carriers
8 stoppers
Floor guides

LS2 Schiebetürsysteme
ART. V-4200
Telescopico a 4 vie - Teleskopisch 4 läufig - Telescopic 4 ways

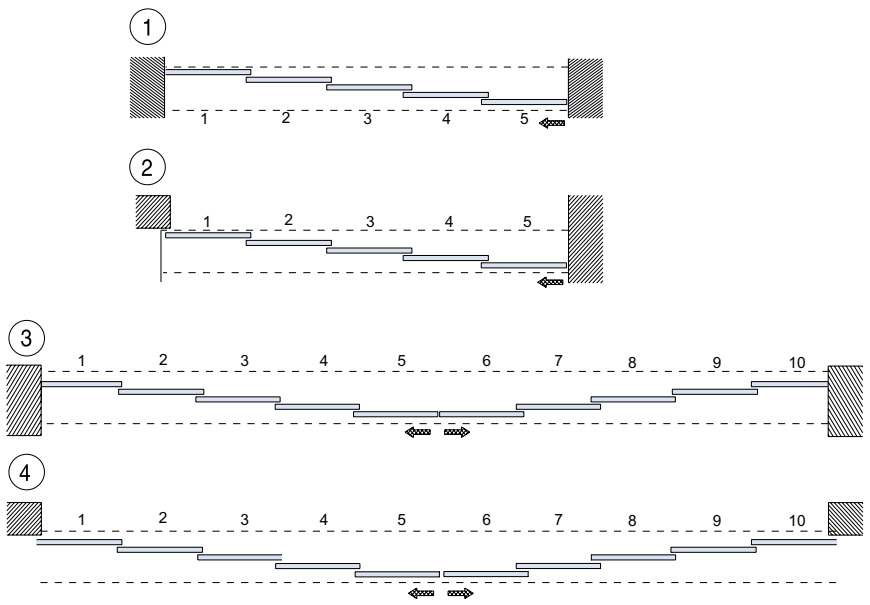

ART. V-4200

Guida di scorrimento TELESCOPICA.
4 ante di trascinamento e una fissa.

Schiebetürsystem mit Laufschiene für 4 verschiebbare Schiebetüren mit Selbstschließmechanismus und feststehenden Seitenteil

Telescopical sliding door system, for 4 sliding doors with self closing system and one fixed panel.

- Versione esterno muro.
- *Along the wall.*
- *Auf der wand.*

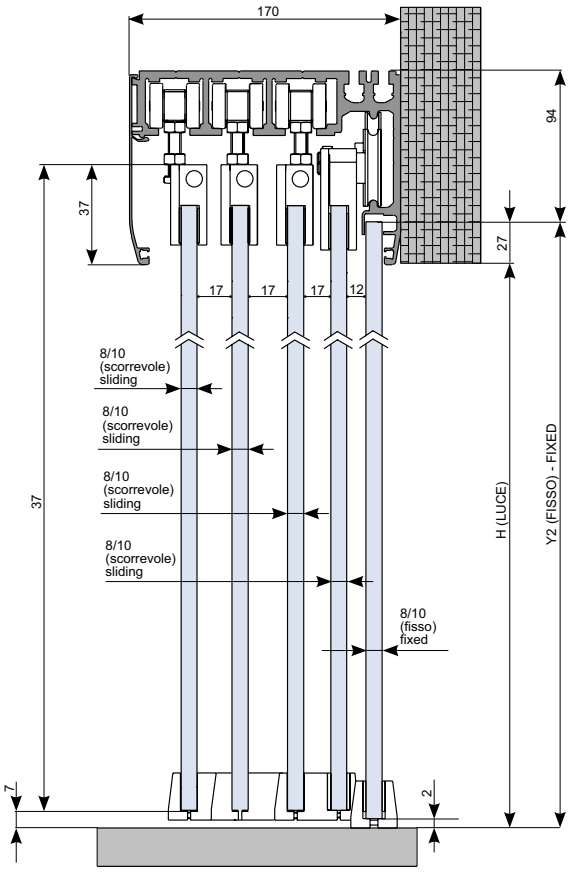

- Versione a soffitto.
- *Ceiling installation.*
- *Deckenbefestigung.*

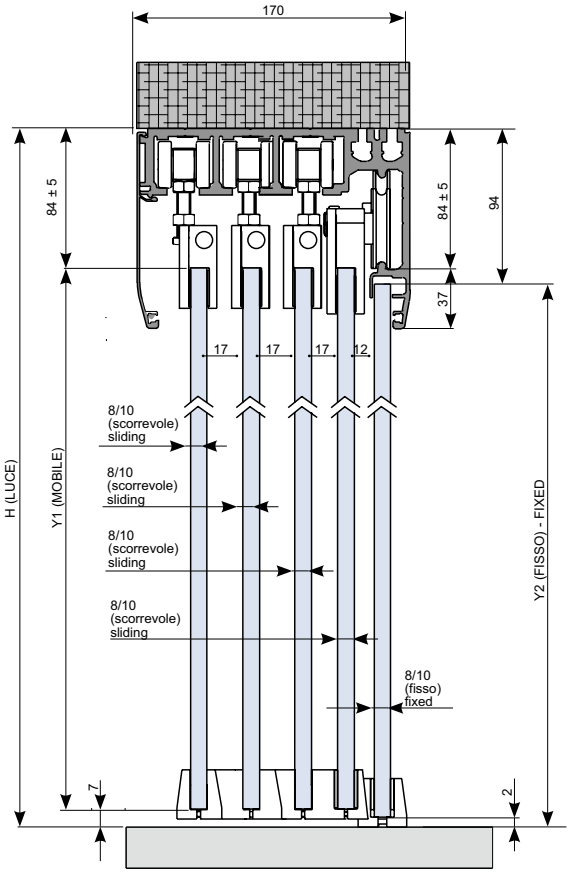

xla97

LS2 Schiebetürsysteme
ART. V-4200
Telescopico a 4 vie - Teleskopisch 4 läufig - Telescopic 4 ways

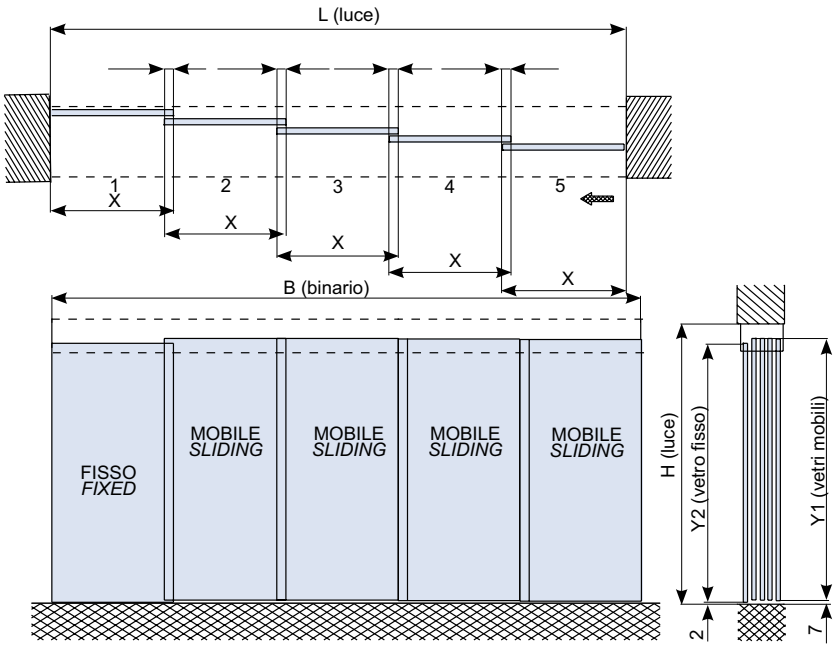

Scorrevole a 5 ante in luce
1 fissa e 4 mobili

Schiebetüren in der Wand

Sliding doors in the wall

① ③

Binario lunghezza (B) = L (Luce)
Vetri Larghezza (X) = [L(Luce)+50x4]/5
Vetro Mobile Altezza (Y1) = H (Luce)-91
Vetro Fisso Altezza (Y2) = H (Luce)-96

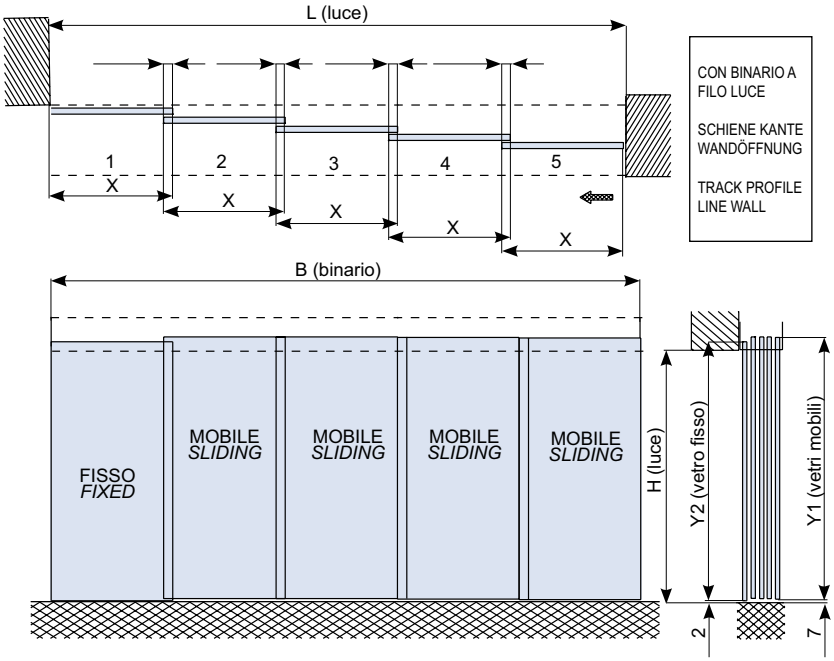

Scorrevole a 5 ante esterno
muro 1 fissa e 4 mobili

Schiebetüren auf der Wand

Sliding doors along the wall

② ④

Binario lunghezza (B) = L (Luce)+50
Vetri Larghezza (X) = [L(Luce)+50x5]/5
Vetro Mobile Altezza (Y1) = H (Luce)+30
Vetro Fisso Altezza (Y2) = H (Luce)+25

L = Larghezza luce netta	B = Binario	H = Altezza luce netta	X = Larghezza vetro	Y1 = Altezza vetro mobile	Y = Altezza vetro fisso
Lichte Durchgangsbreite	Laufschiene	Lichte Durchgangshöhe	Glasbreite	Schiebeflugel Höhe	Seitenteil Höhe
Clear opening width	Track profile	Clear opening height	Glass doors width	Sliding glass height	Side fixed glass height

NB: Tutte le misure sono da intendersi in mm - ATCHUNG: Alle Maße sind in mm. - NOTE: all the sizes herein quoted are in mm.

xla97